

Class Registration

This is a guide to assist you with [registering into classes](#) at Southern Cross University.

Before you can register into your classes, please note that you must first be enrolled in your units.

If you are not enrolled, please visit the [“How to enrol into units”](#) guide

Class registration

Class registration enables you to design a class schedule from available classes.

You have two options to complete your class registration:

1. *Generating a Clash Free Timetable, or*
2. *Manually Registering into Classes.*

By selecting *Generate a Clash Free Timetable*, the system will automatically allocate classes to ensure there are no clashes.

If you do not wish to generate a clash free timetable, you can *Manually Register into Classes* yourself.

You will find assistance for both options within this document.

To check when Class Registration opens for each session, you can check [here](#).

1. Open and login to [My Enrolment](#) using your student ID and password.

2. Navigate to the classes tab, located on the top selection bar.

Note: The Banner at the top of the page provides important information about Class Registration.

Details Applications Offers UniMentor Study Plans **Classes** Commonwealth Assistance Exams Finance Grades Graduation Rewards MySCU Details eForms

Student Timetable > My Timetable

Internet Explorer Format or Display Issues
If information does not display correctly in your internet browser please turn on [Compatibility Mode](#) on your browser. This issue will only affect IE10, and does not exist in Firefox or Chrome browsers.

Course for 2013 Session 3 Week Starting Refresh

There are two ways to complete your class registration

1. Use the 'Generate and Register into clash free classes' button or the 'Register into all single activities' button to perform an automatic registration into classes for all the selected enrolled components.
2. Use the 'Register' or the 'Change' button to perform a manual registration into classes for each of the selected enrolled components in the Timetable Grid.

You can print your timetable after you complete your registration.

There are 16 activities from 3 units available for class registration.

Unit	Study Requirements	Registration Status	<input type="button" value="Expand All"/>
<input type="checkbox"/> EDU10446 Communicating at University	One 2-Hours 1st Tutorial, One 2-Hours 2nd Tutorial	<input type="radio"/> No Classes Registered	<input type="button" value="Register"/>
<input type="checkbox"/> EDU10447 Applying Quantitative Concepts	One 2-Hours 1st Tutorial, One 2-Hours 2nd Tutorial	<input type="radio"/> No Classes Registered	<input type="button" value="Register"/>
<input type="checkbox"/> EDU10449 Issues and Enquiry in Arts and Business	One 2-Hours 1st Tutorial, One 2-Hours 2nd Tutorial	<input type="radio"/> No Classes Registered	<input type="button" value="Register"/>

My Timetable

The information under each unit advises how many classes you need to choose for each activity. For example for unit EDU10446, you would need to select two tutorials.

There are 16 activities from 3 units available for class registration.


Unit	Study Requirements	Registration Status	+ Expand All
EDU10446 Communicating at University	One 2-Hours 1st Tutorial, One 2-Hours 2nd Tutorial	No Classes Registered	<input type="button" value="Register"/>
<hr/>			
1st Tutorial		No class selected yet. You need to select one.	
2nd Tutorial		No class selected yet. You need to select one.	
EDU10447 Applying Quantitative Concepts	One 2-Hours 1st Tutorial, One 2-Hours 2nd Tutorial	No Classes Registered	<input type="button" value="Register"/>
<hr/>			
1st Tutorial		No class selected yet. You need to select one.	
2nd Tutorial		No class selected yet. You need to select one.	
EDU10449 Issues and Enquiry in Arts and Business	One 2-Hours 1st Tutorial, One 2-Hours 2nd Tutorial	No Classes Registered	<input type="button" value="Register"/>
<hr/>			
1st Tutorial		No class selected yet. You need to select one.	
2nd Tutorial		No class selected yet. You need to select one.	

Generating a Clash Free Timetable

1. Click on Generate and Register into clash free classes.

If a clash free timetable is unable to be generated for any reason, an error message will display and you will not be registered into any classes. You will be required to register manually.

Note: If any activity for a unit is closed for class registration you will not be able to generate a clash free timetable.

Course for 2013 Session 3 Week Starting Refresh 

Generate and Register into clash free classes

There are two ways to complete your class registration

1. Use the 'Generate and Register into clash free classes' button or the 'Register into all single activities' button to perform an automatic registration into classes for all the selected enrolled components.
2. Use the 'Register' or the 'Change' button to perform a manual registration into classes for each of the selected enrolled components in the Timetable Grid.

You can print your timetable after you complete your registration.

There are 16 activities from 3 units available for class registration.

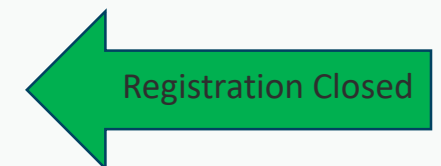
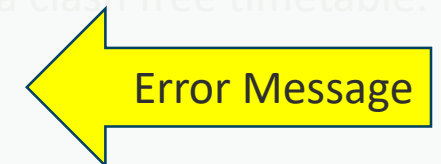
Error

Unable to register into Study Package BIO10662 Ver 1 Activity 1, there are no places available. Contact Student Administration or try again later.

NRS10466 Clinical Nursing IV One 2.5-Hours Numeracy Tutorial, One 2-Hours Nursing Lab **1 Activity Not Registered** **1 Activity Not Available** **Register**

Numeracy Tutorial **Registration Closed**

Nursing Lab No class selected yet. You need to select one.



Note: If any activity for a unit is closed for class registration a student will not be able to generate a clash free timetable.

2. Confirmation will be displayed under the banner at the top of the page after successful completion of a clash free timetable.

Note: *Once you are registered into all available activities a green “Traffic light” will be displayed. You are able to manually change your timetable if you want to change to a time in another available class. You need to save your registration if you manually change your timetabled classes.*

Unit	Study Requirements	Registration Status	Expand All
<input type="checkbox"/> EDU10446 Communicating at University	One 2-Hours 1st Tutorial, One 2-Hours 2nd Tutorial	All Classes Registered	<input type="button" value="Change"/>
<input type="checkbox"/> EDU10447 Applying Quantitative Concepts	One 2-Hours 1st Tutorial, One 2-Hours 2nd Tutorial	All Classes Registered	<input type="button" value="Change"/>
<input type="checkbox"/> EDU10449 Issues and Enquiry in Arts and Business	One 2-Hours 1st Tutorial, One 2-Hours 2nd Tutorial	All Classes Registered	<input type="button" value="Change"/>

My Timetable

	Monday	Tuesday	Wednesday	Thursday	Friday
8 am					
9 am			EDU10446 2nd Tutorial (1) Tweed Heads - Riverside A		
10 am		EDU10447 1st Tutorial (1) Tweed Heads - Riverside A 223			
11 am					
12:00pm					
12 pm		EDU10449 1st Tutorial (1) Tweed Heads - Riverside A 224		EDU10449 2nd Tutorial (1) Tweed Heads - Riverside A 224	
1 pm					
1:50pm					
2 pm	EDU10446 1st Tutorial (1) Tweed Heads - Riverside A			EDU10447 2nd Tutorial (1) Tweed Heads - Riverside A 223	
3 pm					
4 pm					











Here is an example of a clash free timetable generated for a student

Manually Registering into Classes

If you do not wish to or are unable to generate a clash free timetable you must manually register into classes.

Tip! You can check the web [timetable](#) prior to registering, to identify your potential classes.

1. To register for classes you need to select the unit first by clicking on register or change.

Unit	Study Requirements	Registration Status	+ Expand All
 EDU10446 Communicating at University	One 2-Hours 1st Tutorial, One 2-Hours 2nd Tutorial	 No Classes Registered	<input type="button" value="Register"/>
 EDU10447 Applying Quantitative Concepts	One 2-Hours 1st Tutorial, One 2-Hours 2nd Tutorial	 All Classes Registered	<input type="button" value="Change"/>
1st Tutorial   Registered Class 1 Time: Tuesday 10:00 am-11:50 am Location: Tweed Heads - Riverside A 223			
2nd Tutorial   Registered Class 3 Time: Thursday 8:00 am-9:50 am Location: Tweed Heads - Riverside A 223			
 EDU10449 Issues and Enquiry in Arts and Business	One 2-Hours 1st Tutorial, One 2-Hours 2nd Tutorial	 No Classes Registered	<input type="button" value="Register"/>

2. Hover over a class that you would like to register in. It will change colour and a + sign will appear. Click on the + to select the class. Details will update under the unit information at the top.

3. Select Save.

Unit | Study Requirements | Registration Status | [Expand All](#)

Please perform class registration in the timetable below.
Once you are happy with your selection, please finalise the changes by clicking the 'Save' button.


EDU10447 Applying Quantitative Concepts | One 2-Hours 1st Tutorial, One 2-Hours 2nd Tutorial | **No Classes Registered**

1st Tutorial | **Unsaved** | Pending Register | Class 1 | Time: Tuesday 10:00 am-11:50 am | Location: Tweed Heads - Riverside A 223

2nd Tutorial | No classes registered. You need to select [one of the 3 choices](#).

Save | Cancel | Hide Full Classes | Print | My Timetable

	Monday	Tuesday	Wednesday	Thursday	Friday
8 am		1st Tutorial (3) Tweed Heads - Riverside A 223		2nd Tutorial (3) Tweed Heads - Riverside A 223	
9 am					
10 am		1st Tutorial (1) Tweed Heads - Riverside A 223		2nd Tutorial (2) Tweed Heads - Riverside A 223	
11 am					
12 pm					
1 pm					
2 pm		1st Tutorial (2) Tweed Heads - Riverside A 223		2nd Tutorial (1) Tweed Heads - Riverside A 223	
3 pm					
4 pm					

Note: If there is an  icon in the corner or the class time box. This indicates that the class has been selected but not yet saved.
















Note: Under the unit information, note the registrations here are pending and not saved.

4. A confirmation message indicates that your timetable has been updated.


5. Class registration for this unit has now been completed, which is confirmed by the green traffic light.

Information

Your timetable has been successfully updated.

Unit	Study Requirements	Registration Status	Expand All
EDU10446 Communicating at University	One 2-Hours 1st Tutorial, One 2-Hours 2nd Tutorial	 All Classes Registered	Change
1st Tutorial  	Registered	Class 1	Time: Monday 2:00 pm-3:50 pm Location: Tweed Heads - Riverside A SEMIN
2nd Tutorial  	Registered	Class 3	Time: Wednesday 11:00 am-12:50 pm Location: Tweed Heads - Riverside A SEMIN
EDU10447 Applying Quantitative Concepts	One 2-Hours 1st Tutorial, One 2-Hours 2nd Tutorial	 All Classes Registered	Change
1st Tutorial  	Registered	Class 1	Time: Tuesday 10:00 am-11:50 am Location: Tweed Heads - Riverside A 223
2nd Tutorial  	Registered	Class 1	Time: Thursday 2:00 pm-3:50 pm Location: Tweed Heads - Riverside A 223
EDU10449 Issues and Enquiry in Arts and Business	One 2-Hours 1st Tutorial, One 2-Hours 2nd Tutorial	 All Classes Registered	Change
1st Tutorial  	Registered	Class 1	Time: Tuesday 12:00 pm-1:50 pm Location: Tweed Heads - Riverside A 224
2nd Tutorial  	Registered	Class 1	Time: Thursday 12:00 pm-1:50 pm Location: Tweed Heads - Riverside A 224


[Print](#) My Timetable



Note: You have successfully registered into the tutorials for the unit when indicated by the  next to the Activity Name

Note: An orange traffic light next to the unit means that class registration was completed in one activity only. Therefore class registration for this unit is not yet finalised and you need to select more activities.

6. To register into other activities for the unit select the change button. This will expand the information for the unit again.

7. Select a tutorial and Save.


EDU10447 Applying Quantitative Concepts One 2-Hours 1st Tutorial, One 2-Hours 2nd Tutorial  **1 Activity Not Registered** **Change**



1st Tutorial   Registered Class 1 Time: Tuesday 10:00 am-11:50 am Location: Tweed Heads - Riverside A 223

2nd Tutorial No class selected yet. You need to select one.

Unit Study Requirements Registration Status [Expand All](#)


Please perform class registration in the timetable below.
Once you are happy with your selection, please finalise the changes by clicking the 'Save' button.

EDU10447 Applying Quantitative Concepts One 2-Hours 1st Tutorial, One 2-Hours 2nd Tutorial  **1 Activity Not Registered**




1st Tutorial   Registered Class 1 Time: Tuesday 10:00 am-11:50 am Location: Tweed Heads - Riverside A 223

2nd Tutorial No classes registered. You need to select [one of the 3 choices](#).

Save Cancel Hide Full Classes Print My Timetable

	Monday	Tuesday	Wednesday	Thursday	Friday
8 am		1st Tutorial (3) Tweed Heads - Riverside A 223		2nd Tutorial (3) Tweed Heads - Riverside A 223	
9 am					
10:00am		1st Tutorial  Tweed Heads - Riverside A 223		2nd Tutorial (2) Tweed Heads - Riverside A 223	
10 am					
11 am					
11:50am					
12 pm					
1 pm					
2 pm		1st Tutorial (2) Tweed Heads - Riverside A 223		2nd Tutorial (1) Tweed Heads - Riverside A 223	
3 pm					
4 pm					

8. Continue to register into all activities until the green traffic light displays for all units. Ensure you save after each registration. This enables no clashing of saved registered classes when selecting other activities.

Unit	Study Requirements	Registration Status	Expand All	
EDU10446 Communicating at University	One 2-Hours 1st Tutorial, One 2-Hours 2nd Tutorial	 All Classes Registered	Change	
1st Tutorial	Registered Class 1	Time: Monday 2:00 pm-3:50 pm	Location: Tweed Heads - Riverside A SEMIN	
2nd Tutorial	Registered Class 3	Time: Wednesday 11:00 am-12:50 pm	Location: Tweed Heads - Riverside A SEMIN	
EDU10447 Applying Quantitative Concepts	One 2-Hours 1st Tutorial, One 2-Hours 2nd Tutorial	 All Classes Registered	Change	
1st Tutorial	Registered Class 1	Time: Tuesday 10:00 am-11:50 am	Location: Tweed Heads - Riverside A 223	
2nd Tutorial	Registered Class 1	Time: Thursday 2:00 pm-3:50 pm	Location: Tweed Heads - Riverside A 223	
EDU10449 Issues and Enquiry in Arts and Business	One 2-Hours 1st Tutorial, One 2-Hours 2nd Tutorial	 All Classes Registered	Change	
1st Tutorial	Registered Class 1	Time: Tuesday 12:00 pm-1:50 pm	Location: Tweed Heads - Riverside A 224	
2nd Tutorial	Registered Class 1	Time: Thursday 12:00 pm-1:50 pm	Location: Tweed Heads - Riverside A 224	

[Print](#) My Timetable

	Monday	Tuesday	Wednesday	Thursday	Friday
8 am					
9 am					
10 am		EDU10447 ✓ 1st Tutorial (1) Tweed Heads - Riverside A 223			
11 am			EDU10446 ✓ 2nd Tutorial (3) Tweed Heads - Riverside A SEMIN		
12 pm		EDU10449 ✓ 1st Tutorial (1) Tweed Heads - Riverside A 224		EDU10449 ✓ 2nd Tutorial (1) Tweed Heads - Riverside A 224	
1 pm					
2 pm	EDU10446 ✓ 1st Tutorial (1) Tweed Heads - Riverside A SEMIN			EDU10447 ✓ 2nd Tutorial (1) Tweed Heads - Riverside A 223	
3 pm					
4 pm					

Frequently asked questions (FAQ)

Waitlisting in classes in My Enrolment

- You may not be able to register into a class for an activity as some or all classes may be full. Full classes occur when the class has reached its maximum size or a School has decided to reserve some places to ensure an even spread of students amongst all classes.

There are some conditions for waitlisting:

- You can waitlist in their preferred class only when ALL classes are full.
- You cannot waitlist into a class if you already registered into another class.
- If you are waitlisted, please make sure you check back regularly before the session commences to ensure you are correctly registered.

Printing your timetable

- You can print your timetable. Select a timetable for a specific week or a series of weeks. The timetable does not indicate the weeks that classes are run.
- Click print on the Student Timetable: My Timetable page. It can be found above the timetable grid.

If you need help with swapping classes, waitlisting or your class is unavailable for registration, you can contact [Client Services](#).



Southern Cross
University

Client Services

Having trouble?

Contact us!



scu.edu.au/current-students/student-administration/



1800 005 687



enquiry@scu.edu.au