



Missed Orientation?

Missed Orientation? – No sweat! Here's the fast track guide to completing the important stuff to get started with your studies. Step it Out!

- 1. ORGANISE YOUR ADMIN**
Get your admin sorted in [MyEnrolment](#). Accept your offer, arrange your fees, enrol in your units and apply for your student ID card. Visit the [Getting started at SCU](#) webpage or contact Client Services on 1800 005 687 if you need help with any of these steps.
- 2. WATCH COURSE INFO SESSION**
Go to the [MySCU Orientation site](#) and watch the recording of your course information session. This is where you will find the essential orientation information for your course.
- 3. WATCH INTRODUCTION TO MYSCU**
Watch the [Introduction to MySCU Portal](#) video for an overview on how to access your learning sites, find your Unit Information Guide (UIG) and find out what textbooks or other equipment you will need.
- 4. MAKE CONTACT**
Starting late? Contact your lecturers. Find their details in MySCU under each unit's learning site. Introduce yourself and mention that you are starting late. Ask for any information you may have missed.
- 5. START CLASSES**
If you're not sure where/how to start, check out the Starting Classes Tip sheet.
- 6. WORK THROUGH MODULES**
Once you're up and running, work through the **Academic Integrity Module** and the **Personal Safety and Wellbeing Module**, which can be found on the home page of the MySCU Portal.






Wondering how to find your classes and get started with your studies? Here are some tips to help.




Log into MySCU

Find your learning sites, it's where you access all of your study resources for your unit.



UIG

Read the Unit Information Guide (UIG) for each unit you are studying. Find your text books and equipment needs and map your assessments




Stay Tuned

Read Important announcements and updates from your lecturers and tutors. These will be posted on your MySCU learning sites, located on the left hand menu.

Weekly Planner

Create a weekly planner to map out your classes for each unit.




Class Times

On-campus class timetables can be found on the website and in MyEnrolment under the classes tab.

Session Planner

Use a session planner to note the assessment task, due dates, start dates and edit dates for all your assessment tasks.

SESSION PLANNER			
JAN	FEB	MAR	APR
Grid	Grid	Grid	Grid
MAY	JUN	JUL	AUG
Grid	Grid	Grid	Grid
SEP	OCT	NOV	DEC
Grid	Grid	Grid	Grid



Engage Regularly

Engage regularly with course content. Find this under **Study Resources** in each unit's Learning Site. Materials vary from unit to unit but may include a Study Guide, MyReadings, Lectures and Prescribed Texts.

Attend Your Classes and Participate!

There will be online classes in Collaborate Ultra. To find your classroom on campus use the campus maps on the website or check the mobile@SCU app.