










More about the Performance Dashboard

Accessing the Performance Dashboard

The Performance Dashboard is accessed by clicking on the **Evaluation** section of the control panel. **Performance Dashboard** is then selected from the submenu that appears.

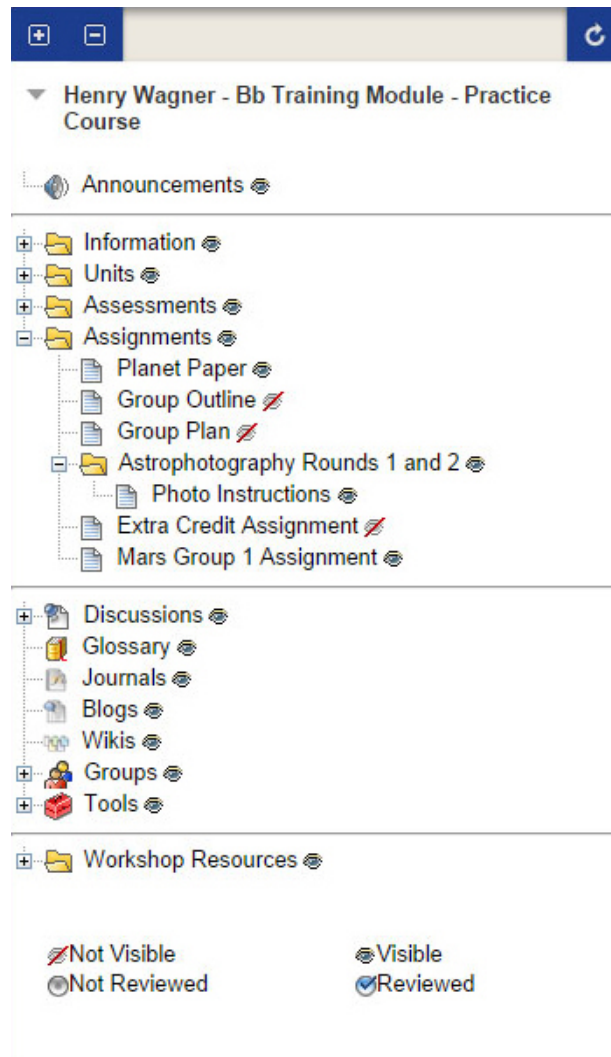
Performance Dashboard

The Performance Dashboard provides an up-to-date report on the activity for all students. Information appears in a table format. Click the arrow in the header row of a column to sort the table data by that column. [More Help](#)

Last Name	First Name	Username	Role	Last Site Access	Days Since Last Site Access 	Review Status	Adaptive Release 	Discussion Board	Customise Retention Centre	View Grades 
HART	DECLAN	dhart	Lecturer	08/10/2014 2:41:12 PM	0	0		1	-	
User	Demo	bb_demo_132313	Student	08/10/2014 1:55:35 PM	0	1		0	0/7	
Gardner	Schelly	schelly	Lecturer	30/09/2014 2:49:33 PM	8	0		0	-	
Cooper	Ashby	aacooper	Student	25/06/2014 2:15:05 PM	105	1		1	2/7	

The information is organised into sortable columns with the following entries for each site user:

- **Last Name, First Name and MySCU Username.**
- **Role** – e.g. Student, Tutor, Lecturer.
- Date and time of **last site access**.
- Number of **days since last site access**.
- **Review Status** – displays the number of reviewable content items that have been marked as reviewed by the user. Clicking on the number in this column will show all reviewable items and which of those have been marked as reviewed by the user.
- **Adaptive Release** – clicking on the icon in this column will open a new window showing a directory map of all course content, with icons indicating whether each content item is visible to the user.
- **Discussion Board** – how many posts the user has made to the Discussion Board. Clicking on the number in this column will display a list of the forums where the posts were made and statistics for the posts. The content of the user's posts in a forum can be displayed by clicking on the forum name.
- **Customise Retention Centre** – how many Retention Centre rules have been triggered by the user along with the number of rules that have been applied. Clicking on the number in this column will open the Retention Status page for the user.
- **View Grades** – clicking on the icon in this column opens the Full Grade Centre page.



Further information

[Using the Performance Dashboard](#) from Blackboard Help.